

# APOSTILA DE REGISTRAÇÕES

PEDALS	
BASS 8'	TUBA
<input type="checkbox"/>	<input type="checkbox"/>
<input type="checkbox"/>	<input type="checkbox"/>
OTHER	SUSTAIN

LOWER KEYBOARD		
ORGAN 1	ORGAN 2	PIPE ORGAN
<input type="checkbox"/>	<input type="checkbox"/>	<input type="checkbox"/>
<input type="checkbox"/>	<input type="checkbox"/>	<input type="checkbox"/>
OTHER	VIBRATO	CHORUS

UPPER KEYBOARD						
DRAWBAR ORGAN	ORGAN 1	ORGAN 2	ORGAN 3	ORGAN 4	ORGAN 5	ORGAN 6
<input type="checkbox"/>	<input type="checkbox"/>	<input type="checkbox"/>	<input type="checkbox"/>	<input type="checkbox"/>	<input type="checkbox"/>	<input type="checkbox"/>
<input type="checkbox"/>	<input type="checkbox"/>	<input type="checkbox"/>	<input type="checkbox"/>	<input type="checkbox"/>	<input type="checkbox"/>	<input type="checkbox"/>
PERC ORGAN	CHURCH ORGAN	PIANO	STRINGS	CHOIRS	FLAUTA	OTHER

EFFECT	
VIBRATO	SUSTAIN
<input type="checkbox"/>	<input type="checkbox"/>
<input type="checkbox"/>	<input type="checkbox"/>
DUAL VOICE	CHORUS

<input type="checkbox"/>
--------------------------

VOLUME CONTROL				
PEDALS	LOWER	UPPER	ARRANGER	RHYTHMS
<input type="checkbox"/>	<input type="checkbox"/>	<input type="checkbox"/>	<input type="checkbox"/>	<input type="checkbox"/>

VALUE	
▼ TEMPO ▲	
<input type="checkbox"/>	<input type="checkbox"/>

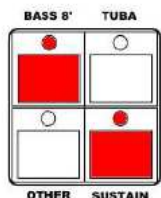
OCTAVE SHIFT			
TRANSPOSE REVERB			
<input type="checkbox"/>	<input type="checkbox"/>	<input type="checkbox"/>	<input type="checkbox"/>
LOWER	UPPER		

# D-2

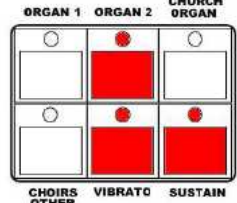
Dual Voice

## SUGESTÃO 01

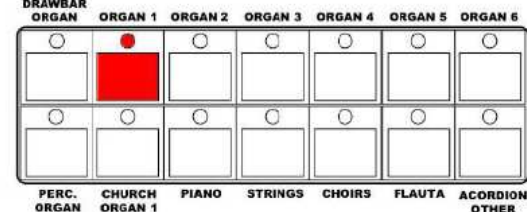
### PEDALS



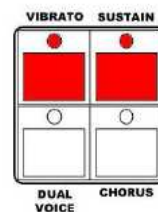
### LOWER KEYBOARD



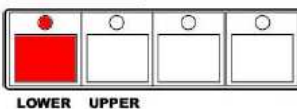
### UPPER KEYBOARD




### EFFECT



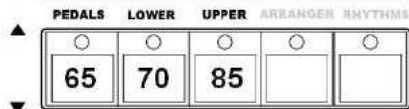
### OCTAVE SHIFT TRANSPOSE REVERB



### VALUE



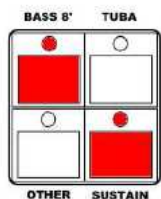
### VOLUME CONTROL



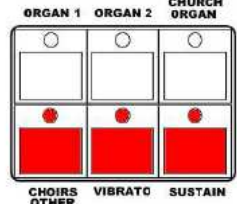
01. Pressione até o visor piscar.
02. Utilizando os botões VALUE [▲] e [▼], selecione "-1".

## SUGESTÃO 02

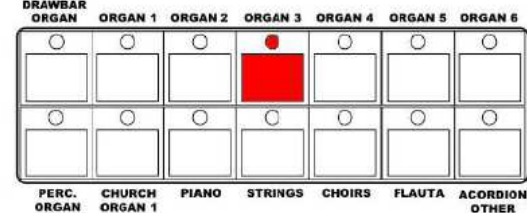
### PEDALS



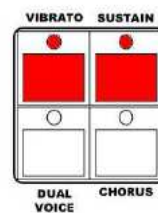
### LOWER KEYBOARD



### UPPER KEYBOARD

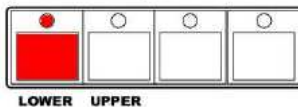


### EFFECT

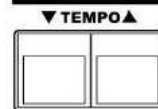


Pressione até o visor piscar e selecione o som 136

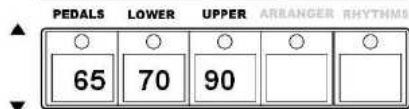
### OCTAVE SHIFT TRANSPOSE REVERB



### VALUE



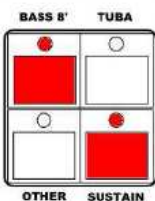
### VOLUME CONTROL



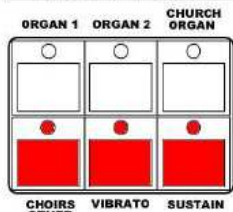
01. Pressione até o visor piscar.
02. Utilizando os botões VALUE [▲] e [▼], selecione "-1".

### SUGESTÃO 03

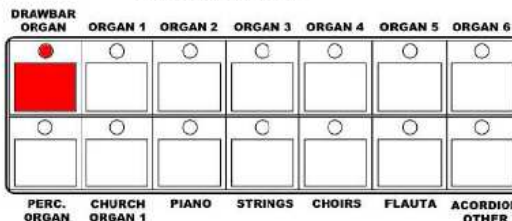
**PEDALS**



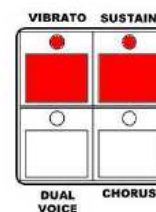
**LOWER KEYBOARD**



**UPPER KEYBOARD**

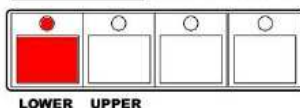


**EFFECT**

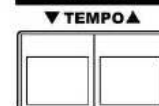


Pressione até o visor piscar e selecione o som 136

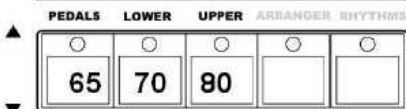
**OCTAVE SHIFT** TRANPOSE REVERB



**VALUE**



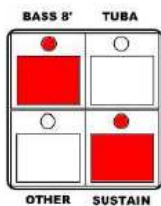
**VOLUME CONTROL**



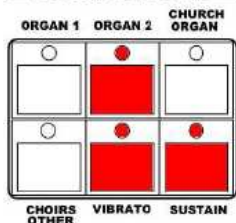
01. Pressione até o visor piscar.  
02. Utilizando os botões VALUE [▲] e [▼], selecione "-1".

### SUGESTÃO 04

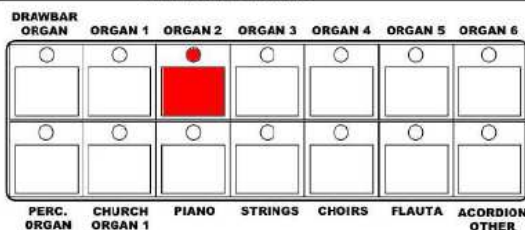
**PEDALS**



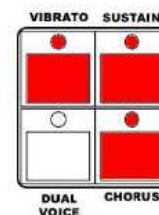
**LOWER KEYBOARD**



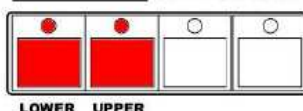
**UPPER KEYBOARD**



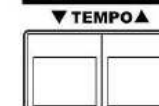
**EFFECT**



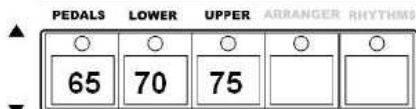
**OCTAVE SHIFT** TRANPOSE REVERB



**VALUE**



**VOLUME CONTROL**



01. Pressione até o visor piscar.  
02. Utilizando os botões VALUE [▲] e [▼], selecione "-1".

**SUGESTÃO 05**

**PEDALS**  
 BASS 8' TUBA  
 OTHER SUSTAIN

**LOWER KEYBOARD**  
 ORGAN 1 ORGAN 2 CHURCH ORGAN  
 CHOIRS OTHER VIBRATO SUSTAIN

**UPPER KEYBOARD**  
 DRAWBAR ORGAN ORGAN 1 ORGAN 2 ORGAN 3 ORGAN 4 ORGAN 5 ORGAN 6  
 PERC. ORGAN CHURCH ORGAN 1 PIANO STRINGS CHOIRS FLAUTA ACORDION OTHER  
 DUAL VOICE CHORUS

**EFFECT**  
 VIBRATO SUSTAIN

**VOLUME CONTROL**  
 PEDALS LOWER UPPER ARRANGER RHYTHMS  
 65 70 99

**OCTAVE SHIFT** TRANPOSE REVERB  
 LOWER UPPER

**VALUE**  
 ▼ TEMPO ▲

01. Pressione até o visor piscar.  
 02. Utilizando os botões VALUE [▲] e [▼], selecione "-1".

**Prezado Cliente:**

Este é mais um trabalho de assessoria e suporte, prestado pela TOKAI aos seus fieis clientes e usuários! Atendendo a um grande número de pedidos, elaboramos esta “Apostila de Registroção”. Este guia é apenas um ponto de partida com sugestões de registroção para você se familiarizar com os sons do órgão e esperamos que esta iniciativa da TOKAI, seja de grande utilidade!

Quaisquer dúvidas, sugestões, reclamações ou havendo interesse em receber informações sobre os produtos TOKAI, entre em nosso site:

[www.tokai.com.br](http://www.tokai.com.br)

ou acesse nossa página no facebook:

[facebook.com/tokaiteclasbrasil](https://facebook.com/tokaiteclasbrasil)

Estaremos inteiramente à sua disposição.